



easYlite-100

CAN Bus Based Remote Annunciator

APPLICATIONS

The easYlite-100 is designed to remotely display the status of a generator control system through a CAN BUS Interface. The easYlite-100 may be used where an additional status display is required, which is directly controlled by the generator control unit.

The system is able to provide 18 individual status displays using red LEDs. The user may assign 14 of the status displays and 4 are pre-assigned to engine alarms.

The monitored statuses are transmitted from the generator set control system to the easYlite-100. The easYlite-100 LEDs change their state if the assigned warning / alarm condition occurs or the status conditions change.

The annunciator is equipped with self-diagnostic checks and status LEDs to indicate the connection and power status to ease in identification of faults.

The easYlite-100 is equipped with a relay to operate an external horn or alarm.

The unit is configured with a PC via RS-232 interface.

DESCRIPTION

I/Os

- Configurable relay output for an external alarm horn
- CANOpen bus interface
- RS-232 configuration interface

Features

- Up to 16 configurable LED output displays (red)
- Up to 4 pre-assigned LED output displays (red)
- Power LED (green)
- CANOpen status LED indicating the communication status (green/red)
- 1 LED lamp test button
- 1 Horn silencing button
- Connection status self-check between the display module and generator set control system
- Flexible power source with 12/24 Vdc
- Flush mounting to panel front for easy monitoring
- 138 x 138 mm cutout dimension to fit most control cabinets.
- Slim fit of 38mm depth to suit confined space
- Relay output for external alarm horn
- Easy configuration via PC interface

- Annunciator for Generator set control system
- Freely configurable LEDs
- CAN bus interface
- Power with 12/24Vdc
- Self check features
- Compact design
- Fully compatible with entire easYgen Series (easYgen-1000/2000/3000)
- RS-232 interface
- Meets the NFPA standards 99 and 110
- CE marked
- UL/cUL listed

ADDITIONAL FEATURES (8446-1023 only) SOFTWARE VERSION 1.0006

- Fully compatible with entire easYgen Series (easYgen-1000/2000/3000)
- Configuration via ToolKit instead of LeoPC1
- LEDs configurable via easYgen Series *LogicsManager*

SPECIFICATIONS

Power supply 12/24 Vdc (6.5 to 32.0 Vdc)
 Intrinsic consumption max. 3 W
 Ambient temp. (operation) -20 to 70 °C / -4 to 158 °F
 Ambient temp. (storage) -20 to 85 °C / -4 to 185 °F
 Ambient humidity 95 %, non-condensing

Relay outputs **potential free**
 Contact material AgCdO
 General purp. (GP) (V_{Cont, RO}) DC 2.00 Adc@24 Vdc
 Pilot duty (PD) (V_{Cont, RO}) DC 1.00 Adc@24 Vdc

Interfaces
Service interface
 Version RS-232
 Signal level 5 V
CAN bus interface **isolated**
 Insulation voltage 500 Vdc
 Version CAN bus

Display output LEDs
 Free configurable outputs up to 16 (red)
 Configurable pre-assigned outputs up to 4 (red)
 Power 1 (green)
 CAN status indication 1 (green/red)

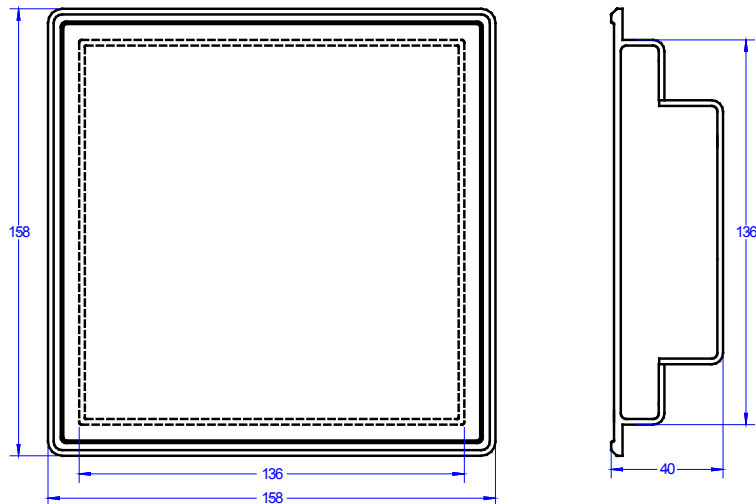
Housing flush-mount Woodward easYpack
 Dimensions (W x H x D) 158 x 158 x 40 mm
 Front cut-out (W x H) 138[+1.0] x 138[+1.0] mm
 Connection screw/plug terminals 2.5 mm²
 Tightening torque connectors 0.5 Nm
 housing clamps 0.1 Nm
 Weight approx. 300 g

Protection
 Protection system Front IP54 (with gasket)
 Front folio insulating surface

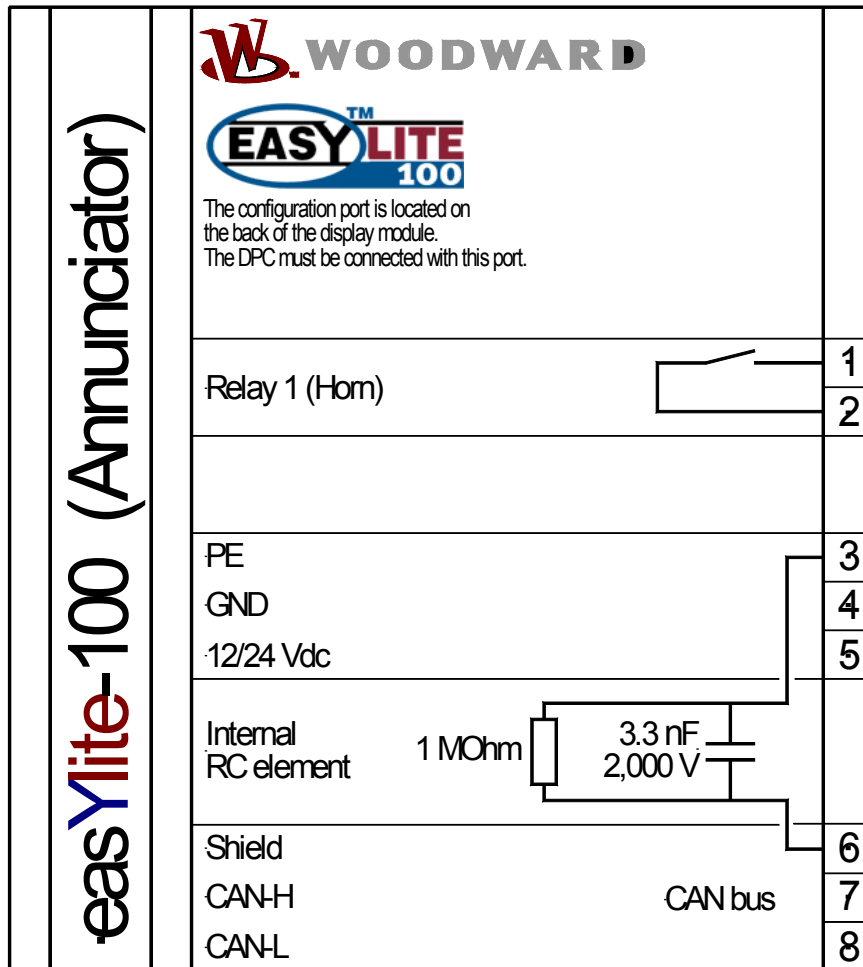
Sinusoidal Vibration 4G, 5 to 150 Hz
Random Vibration 1.04Grms, 10 to 500 Hz, 2 h
Shock 40G peak, 11 ms

Approvals
 EMC test (CE) tested acc. to applic. EN guidelines
 Listings CE marked; UL/cUL listed

DIMENSIONS



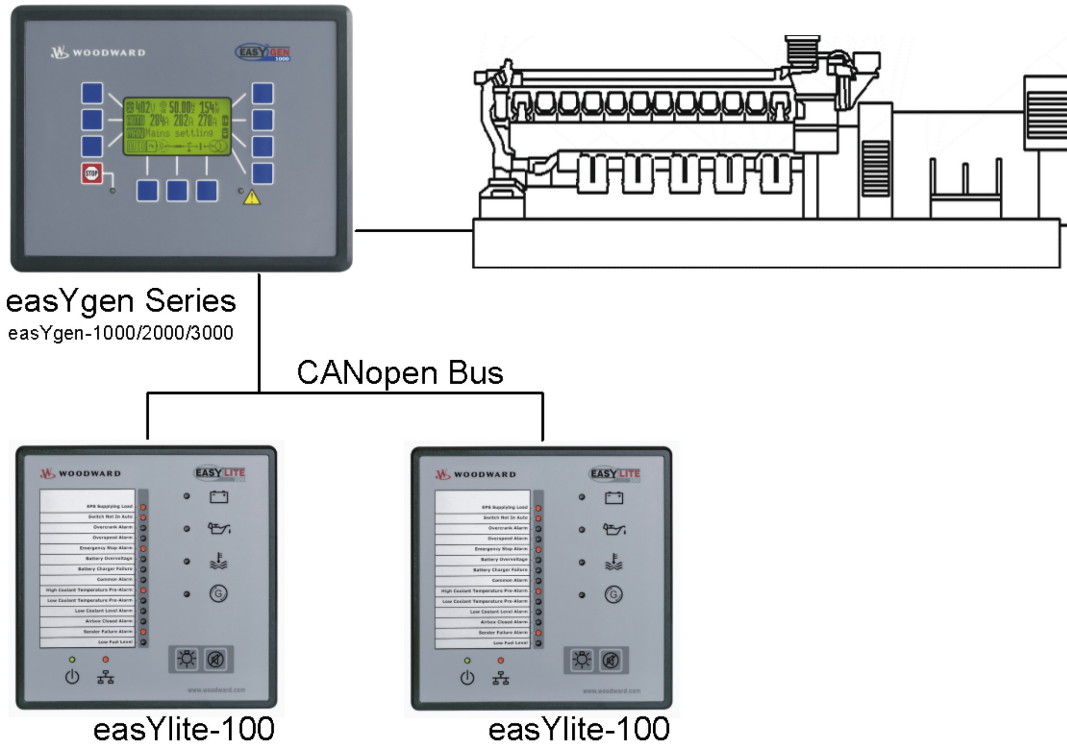
WIRING DIAGRAM



Subject to technical modifications.

2005-05-09 | easYlite-100 Wiring Diagram eY1100ww-0519-ap.skf

APPLICATION EXAMPLE



FEATURES OVERVIEW

International

Woodward
 PO Box 1519
 Fort Collins CO, USA
 80522-1519
 1000 East Drake Road
 Fort Collins CO 80525
 Ph: +1 (970) 482-5811
 Fax: +1 (970) 498-3058

Europe

Woodward GmbH
 Handwerkstrasse 29
 70565 Stuttgart, Germany
 Ph: +49 (0) 711 789 54-510
 Fax: +49 (0) 711 789 54-101
 email:
 SalesPGD_EUROPE@woodward.com




Distributors & Service

Woodward has an international network of distributors and service facilities. For your nearest representative, call the Fort Collins plant or see the Worldwide Directory on our website.

www.woodward.com/power

For more information contact:



			
		Software Version 1.0001	Software Version 1.0006
Control			
LED lamp test push-button		✓	✓
Alarm/horn silencing push-button		✓	✓
Display			
CAN bus status indication LED		✓	✓
Power LED		✓	✓
Freely configurable LED output display		14	14
Configurable pre-assigned LED output display		4	4
I/Os			
Relay output (configurable)		1	1
CANopen bus communication		✓	✓
RS-232 configuration interface		✓	✓
Accessories			
Global multi-lingual use with customized paper-strip		✓	✓
Software			
Configuration software tool		LeoPC1	ToolKit
Devices/Application			
Supported genset controller		easYgen-1000 Series	entire easYgen Series (easYgen-1000/2000/3000)
Number of parallel connected easYlite-100 devices		128	2
Listings/Approvals			
CE marked		✓	✓
UL/cUL listing		✓	✓
Shock and vibration test approvals		✓	✓
Part Numbers P/N			
		8446-1006	8446-1023

Subject to technical modifications.

This document is distributed for informational purposes only. It is not to be construed as creating or becoming part of any Woodward Company contractual or warranty obligation unless expressly stated in a written sales contract.

We appreciate your comments about the content of our publications. Please send comments including the document number below to stgt-doc@woodward.com

© Woodward

All Rights Reserved

37279D - 2013/6/Stuttgart